



IUSSP General Assembly Report  
27th IUSSP General Assembly, Busan, Republic of Korea

**Report on the activities and financial situation of the Union  
by the Secretary General and Treasurer Emily Grundy**

Dear colleagues and friends,

It is my pleasure to report to the membership of IUSSP on the Union's activities over the past four years. This period has seen some of the fruits of initiatives started in the last Council, the initiation of some major new projects, particularly the development of a new website integrating conference submission into the main site, and the continuation of the important scientific and training activities of the Union.

I will start with an overview of activities over the past four years and conclude with a summary of some of the challenges which will face the next Council, and the Union, in the future.

### Scientific activities

#### **Panels, seminars, workshops and training events**

A very major part of the Union's scientific activities revolves around the seminars and other events organised by Panels and I would like to thank all the organisers and members of these panels for their work. The Council established 8 new Scientific Panels in 2010 and 9 new panels in 2011 based on responses to calls for new Panel suggestions solicited from members. The Council also approved the continuation of several Panels created by the previous Council. Details of each panel's membership and activities are available on the IUSSP website [www.iussp.org](http://www.iussp.org). The box shows a summary of activities and participants 2010-2013; summary information on participants is shown in Figure 1.

The Council also continued the policy of collaboration with the regional population associations by organising special IUSSP sessions at regional population conferences.

#### **Summary of IUSSP activities 2010-2013**

25 workshops and seminars  
1 expert meeting  
3 cyber-seminars  
6 special sessions and side meetings at regional conferences  
9 training events  
Events were held in 22 different countries  
640 cyber seminar participants  
1250 participants in seminars, workshops and training events

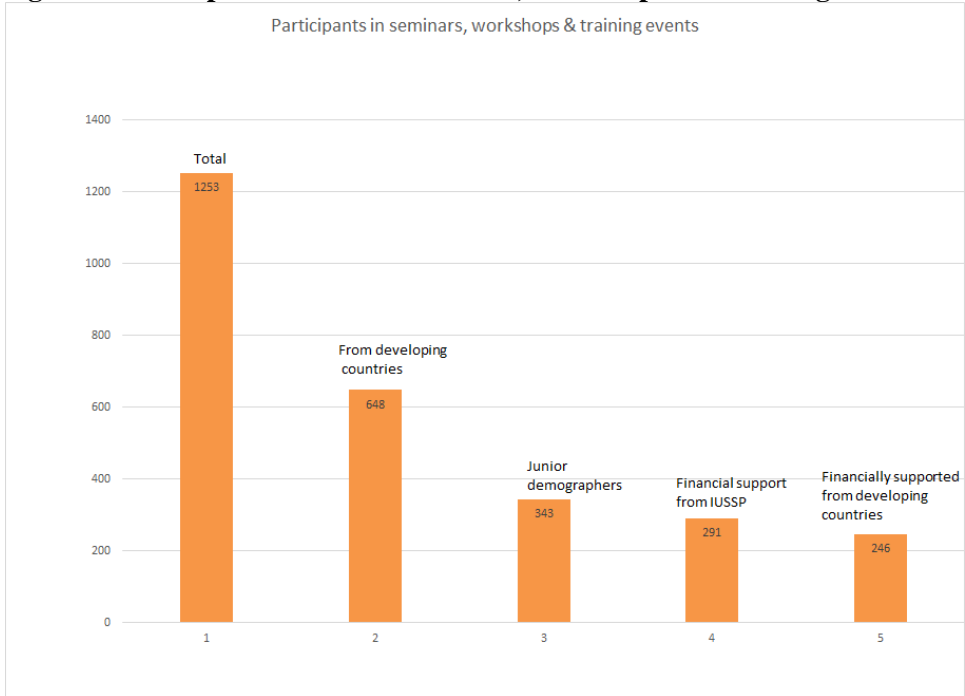
Many of the training activities that formed an important part of the Union's scientific activities were organised by the panel on Strengthening Demographic Training in Francophone Africa, generously supported by The William and Flora Hewlett Foundation.

#### **Distance based training materials**

Outputs of the distance learning training programmes initiated in the time of the last Council and pursued in the time of this Council are now coming to fruition. The major

output arising from a joint IUSSP and UNFPA project, implemented by a team led by the University of Cape Town, to produce a single volume containing updated *Tools for Demographic Estimation* from limited, deficient and defective data (update of Manual X) is now available on the IUSSP website. The materials produced to date for the training programme on *Population Analysis for Policies and Programmes* produced by a team led by the London School of Hygiene & Tropical Medicine, UK, are also available on the IUSSP website. We are very grateful to UNFPA for funding these important projects, to all those involved in working on them, to members of the IUSSP Committee on Training and other members of the Union who helped in various ways. In addition to these activities, this Council also was very pleased to recognise and adopt the *Demopaedia* project as an IUSSP scientific activity. Presentations on all these activities were made at the first IPC session on training held on Tuesday.

**Figure 1. Participants in IUSSP seminars, workshops and training events 2010-2013**



**IUSSP Publications**

During the period 2010-2013, four books, eight special issues of journals, two online publications and one Policy and Research Paper have been published. Additionally numerous papers from seminars are available to members on line. Less positively, one or two cases of plagiarism involving presentations made at IUSSP events were drawn to the attention of the Council which responded by drawing up a plagiarism policy available on the website <http://www.iussp.org/en/plagiarism-policy> and taking some action against those involved. We are grateful to those who drew these issues to our attention and urge any members or student associates unclear about plagiarism to consult the website and senior colleagues.

**Website development**

At the first meeting of this Council, held in Paris in January 2010, two alternative proposals for the future development of the IUSSP website and membership database were put forward by members of the IUSSP secretariat. A website review committee (Emily Grundy, Tom LeGrand, Cheikh Mbacké and Alberto Palloni) was established and charged with overseeing a

review process to consider possibilities. The existing website, maintained and developed by Philippe Migrenne, was recognised to be appreciated by the membership but the perceived need for change arose from some lack of integration of database management functions behind the website which caused difficulties for staff (such as having to enter information twice in different databases) and a wish to add new features. Subsequently it emerged that the PAMPA system would not be available for the next IPC so a pressing need arose to find alternative conference submission software; this also presented an opportunity to develop an integrated system. The website review committee decided external advice was needed and with IUSSP staff prepared a specification for a consultant. Four tenders for the work were received and the website review committee selected from these AssociationCIO to whom the contract was awarded in October 2010.

The appointed consultant undertook a technical review including meetings with staff and Council members on needs and investigations of various options. Members' views were solicited through a **Survey of members** fielded between July and September 2010. We are very grateful to the 1,338 members and student associates who responded (response rate around 40%). Enhancements of the website considered desirable by 50% or more of respondents were an **event calendar**; **news feed on population issues**; and a **comprehensive search tool for the Membership Directory**. We also gathered some useful information on reasons for joining IUSSP, frequency of consulting the website and language presentation preferences.

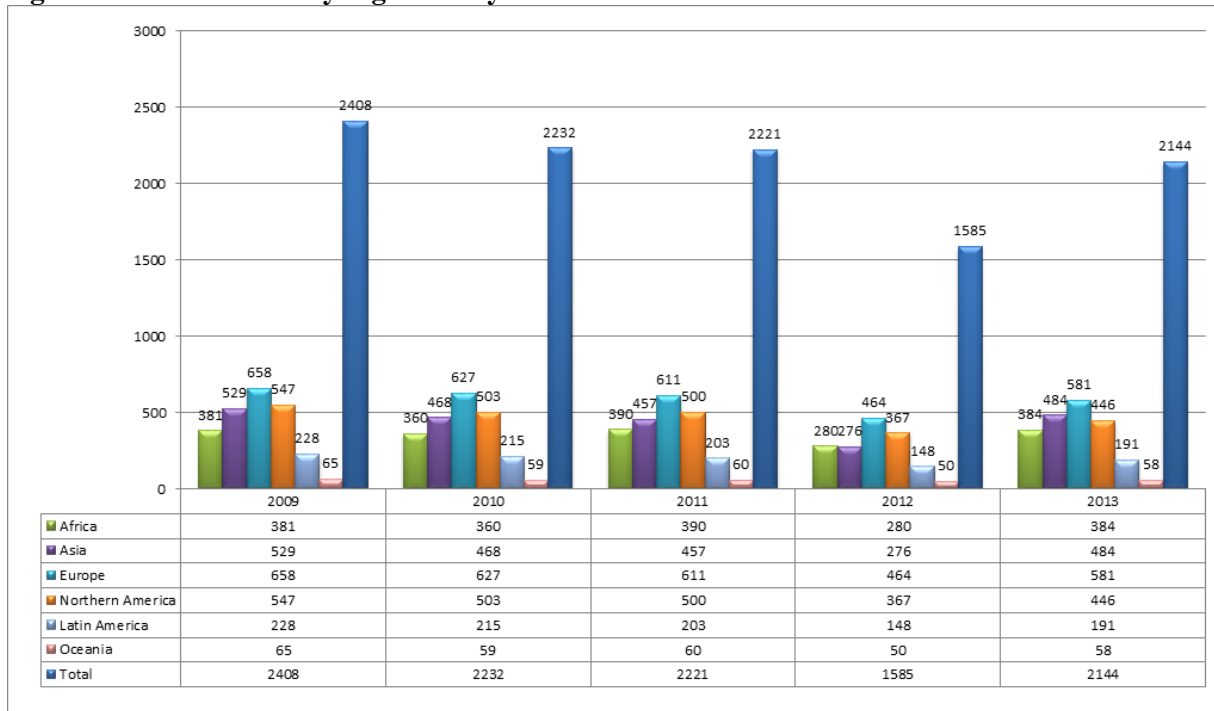
The consultant's eventual recommendation was for an integrated conference submission and association management system to be implemented by a Paris firm, *Actualys*. Council voted to accept this suggestion at their meeting in February 2011 held here in Busan. The next stage of work was even more intensive and the development of the conference software in particular took far longer than expected. However the new website, membership management software and conference submission software opened in October 2012. Although there are still some elements to be completed, pages to be uploaded and bugs to be fixed, we hope members like the new features and integrated approach.

This whole project involved a huge amount of work by members of the website review committee, other Council members and most **particularly members of the IUSSP staff** who had to do this while also carrying out their normal work. Council are very grateful to the staff for their commitment and input to what at times was a frustrating process. A quite large investment of money was also required (Euro 100,000). Council agreed that investing in the future in this way was a good use of funds from reserves.

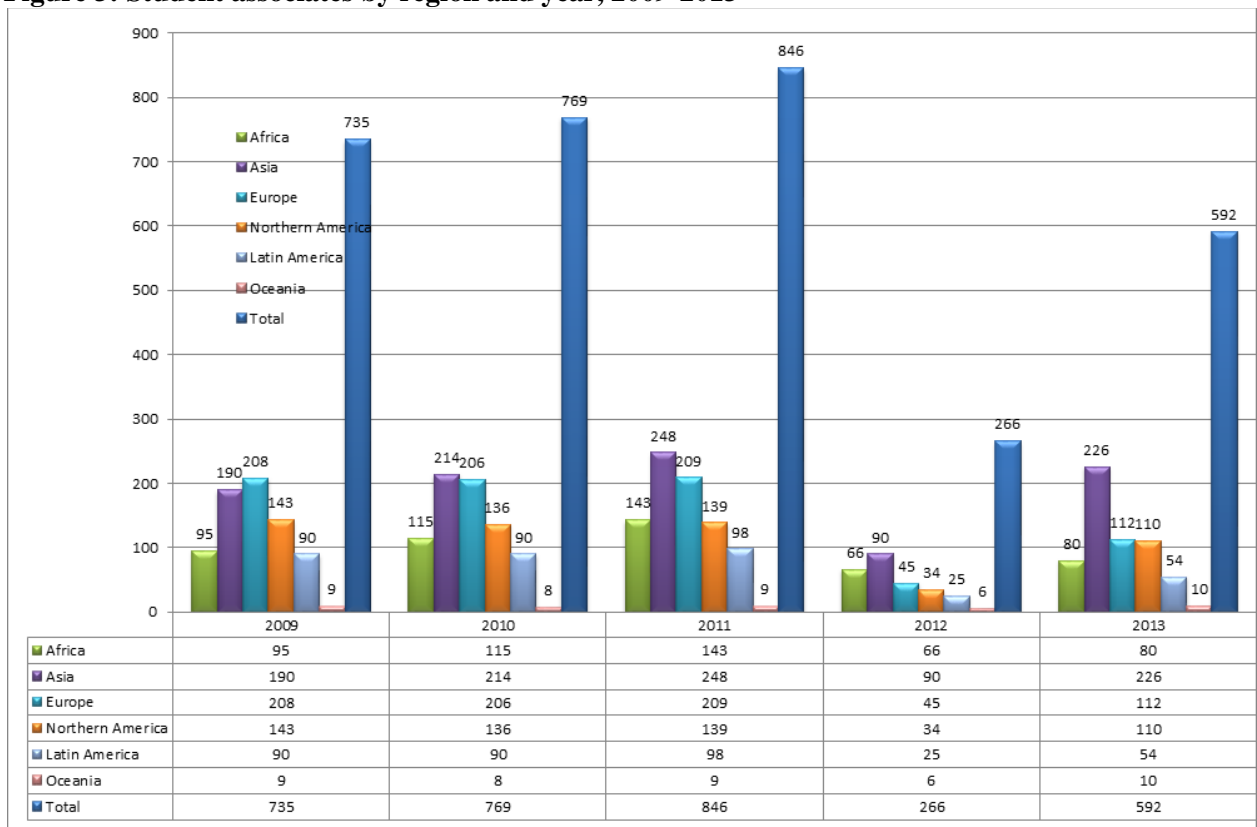
## Membership

As of 17 July 2013, the IUSSP had 2,144 full members and **592** student associates. In 2013, 286 new members and 255 new student associates joined the Union. Numbers of full and student associate members by region are shown in the charts below.

**Figure 2: Full members by region and year 2009-2013**



**Figure 3: Student associates by region and year, 2009-2013**

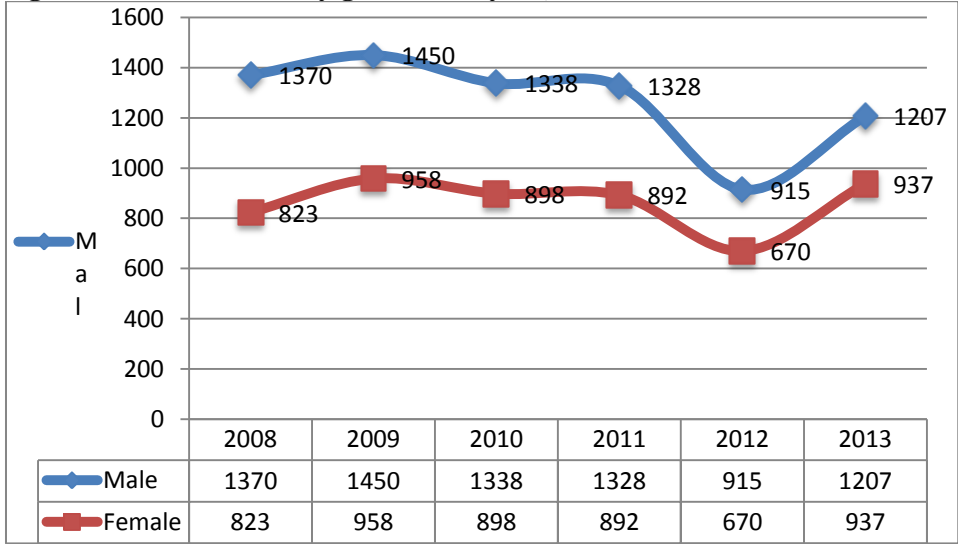


**Membership by gender and trends over time**

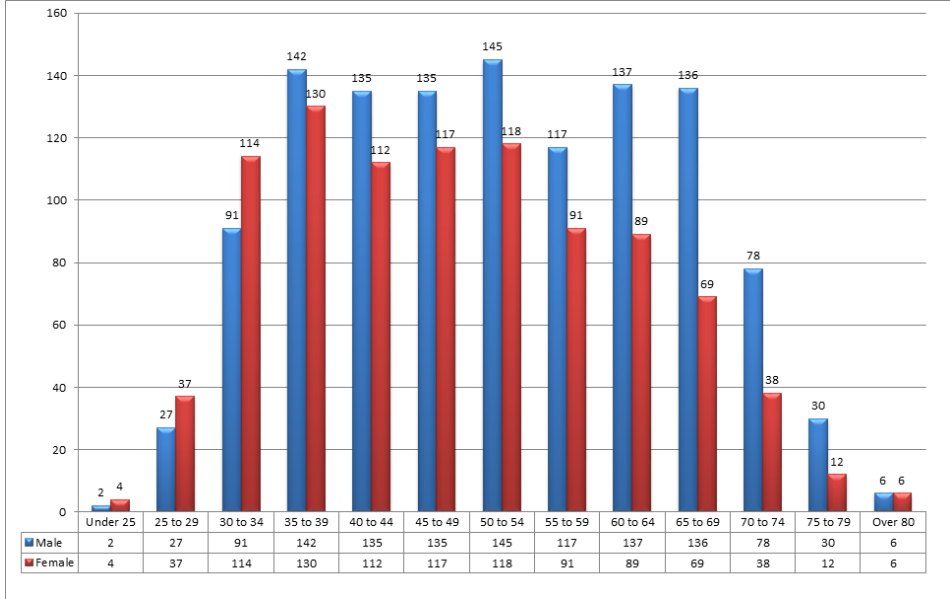
There are still more men than women among the full membership, although this is less the case among student associates and among the younger portion of the full membership. The trend data show a particularly large drop in membership in 2012 – this is partly an artefact brought about because of

changing to a date-to-date rolling membership rather than fixed annual membership (so membership starts from the day of joining and renewal is due on that anniversary, rather than at a fixed calendar point). Additionally, there was a period when members were not able to renew membership on line while we were completing testing of security on the website. Many thanks for the patience of those members who thus had to delay their renewal payments.

**Figure 4. Full members by gender and year, 2008-2013.**



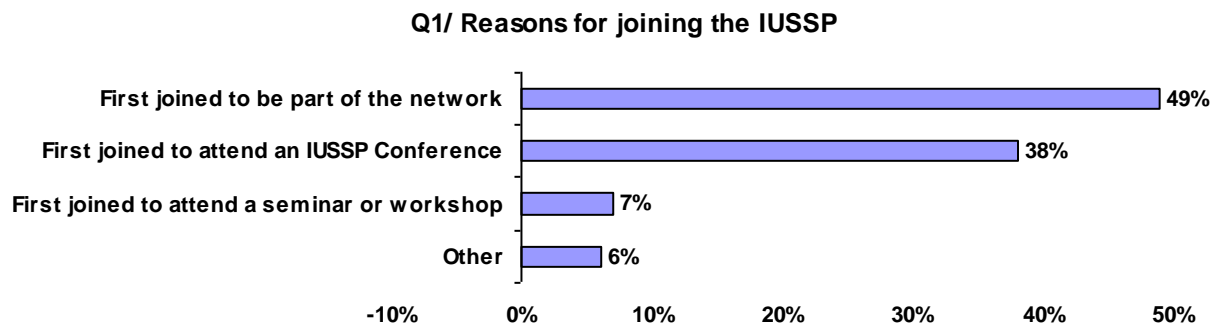
**Figure 5. Full members by age and gender, July 2013**



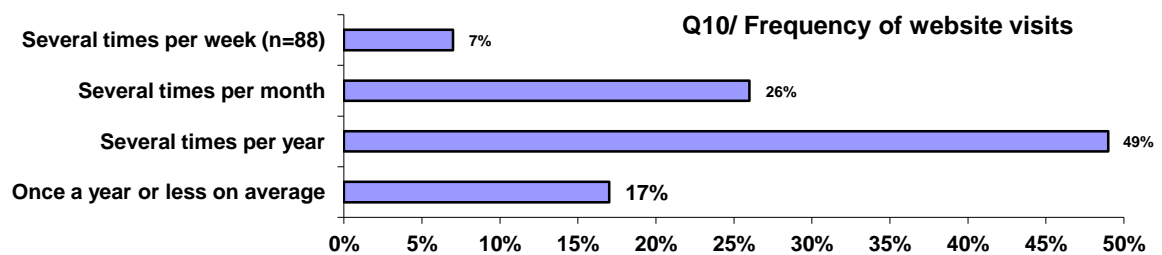
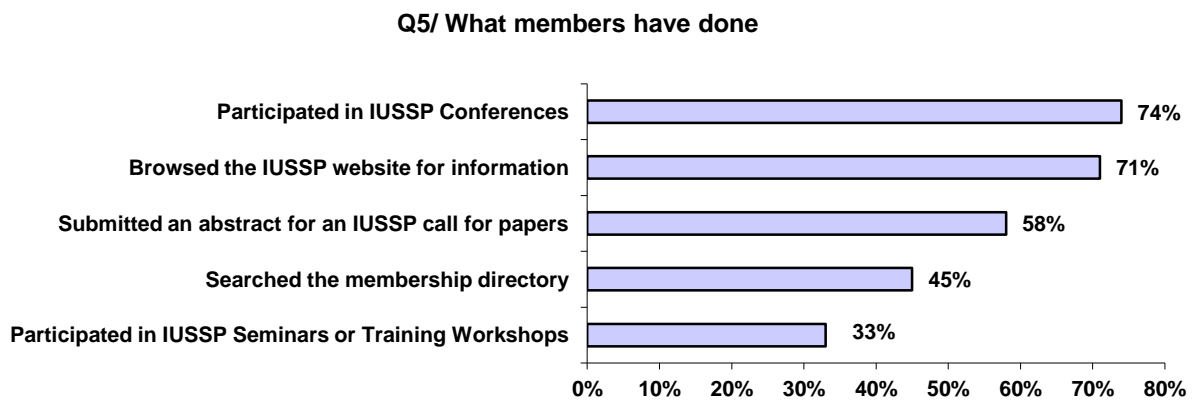
**Information from 2010 membership survey**

The survey in which we sought information about members’ views on the website also provided Council with an opportunity to find out more about membership views more generally. Figure 6 shows responses to questions about participation in activities and use of the website and demonstrates the real strength and value of IUSSP – people want to be part of the network we constitute and have a high level of engagement with activities of the Union. (It must be recognised though that non-respondents to the survey presumably are less involved).

**Figure 6. Reason for joining IUSSP; participation in activities; use of website**



Source: Membership survey 2010



## IPC 2013 Busan

The Call for Papers for the 27<sup>th</sup> International Population Conference received a record 4,048 paper submissions – almost 800 more than for the previous 2009 Marrakech Conference–. Authors could submit papers in French or English. Four hundred twenty-one papers (10.4%) were submitted in French and 451 authors indicated that they intended to present the paper in French (11% of submissions).

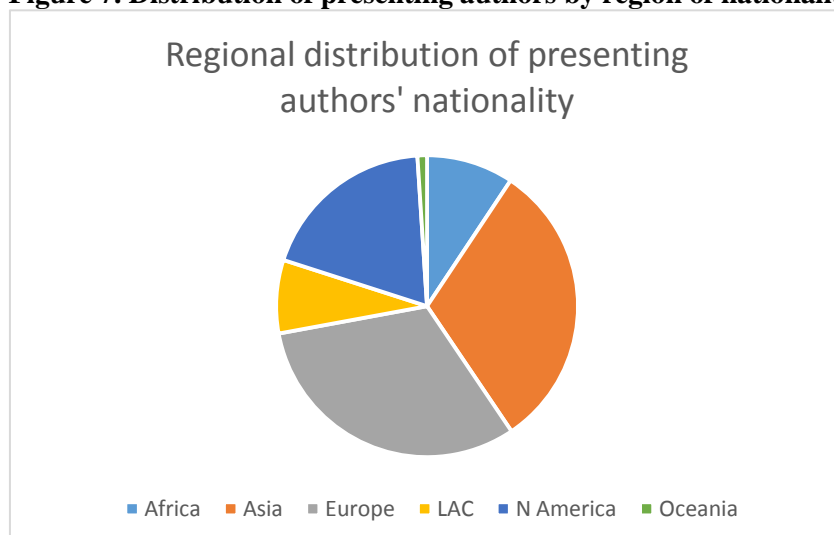
Detailed information on authors is available for 3,777 authors and co-authors who signed in to the IUSSP website. (The remaining authors were entered by the submitting author who only provided their email address and institutional affiliation). Authors for which we have information on country of residence reside in 128 countries. India followed by the United States were the top two countries of residence for submitting authors.

### Submissions by Theme

For the first time, submissions to Health, Mortality and Longevity surpassed the number of submissions to the Reproductive Health theme. Theme sessions received a large proportion of submissions. The average number of submissions per session was 23 papers submitted as first choice, but the average number of papers available for consideration is 39 papers when also including papers submitted as second choice. The range of submissions was very wide and there were a minority of sessions which received fewer than 12 submissions as first choice. Theme conveners were asked to review these sessions and make changes if necessary and eventually 12 sessions were cut or merged. Other sessions were modified to reflect the papers accepted. Presenting authors of accepted papers had 115 nationalities with those for the USA, India, China and France constituting the largest national groups. (Figure 7).

The Union is extremely grateful to Theme conveners and session organisers for all their hard work, and of course to all those submitting proposals for papers and posters.

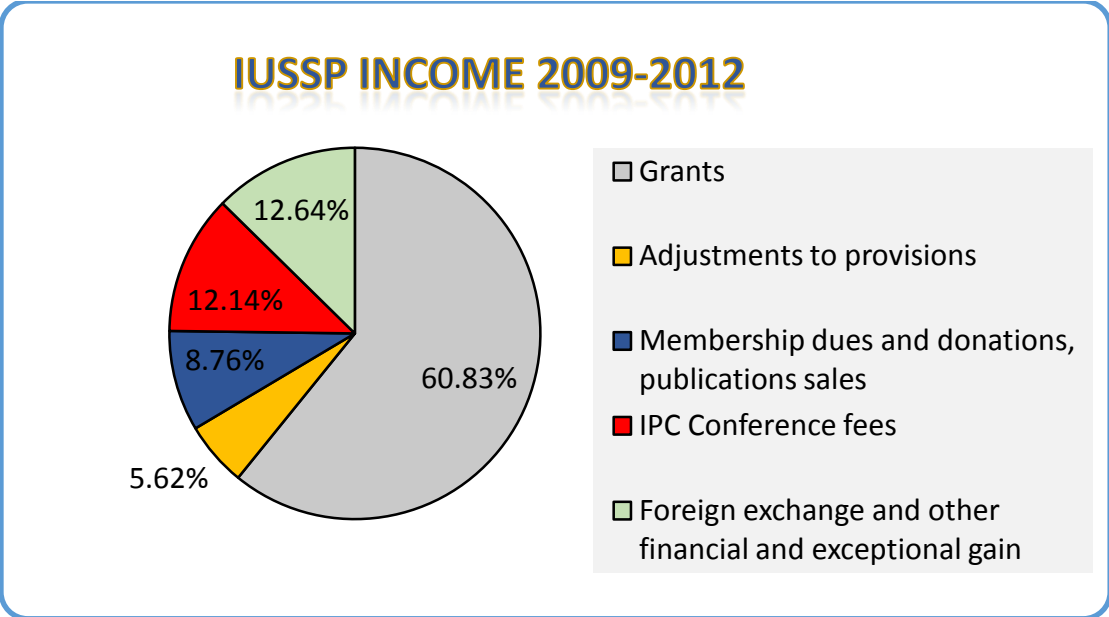
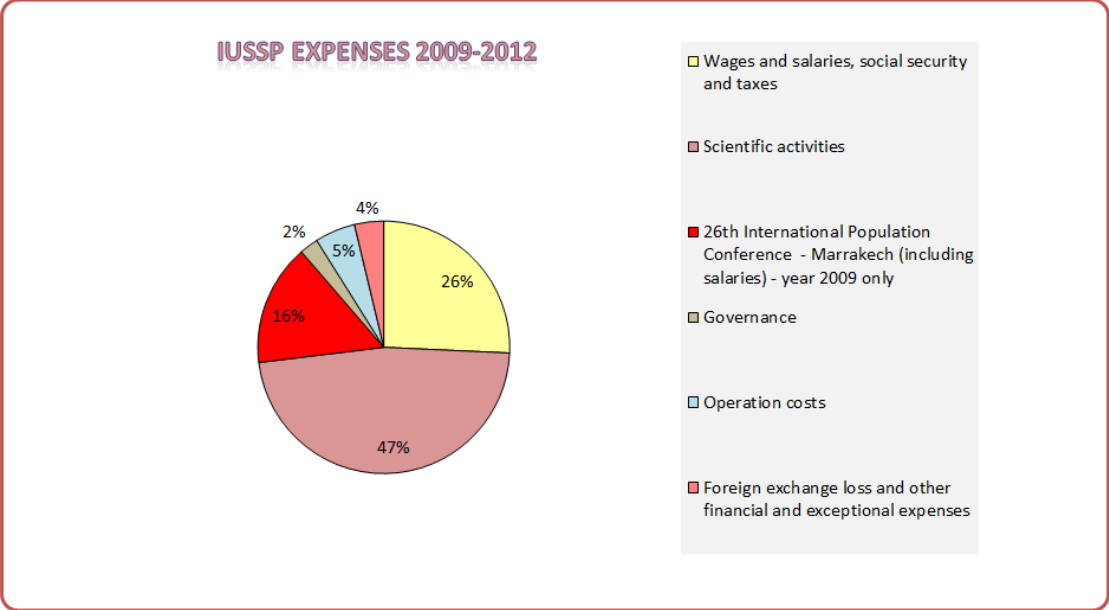
**Figure 7. Distribution of presenting authors by region of nationality**



# Finance

Figure 8 and Table 1 below as well as the *Statement of Activities and Change in Net Assets for the Year Ended 31 December 2012* in the appendix show IUSSP’s income and expenditure (in summary form) and reserves for the period 2009-2012. The data does not include costs or income from this conference (conference income shown is from Marrakech). For those who want more detail, copies of the audited accounts are available at the IUSSP stand. Many thanks are due to our auditors, Mazars, for their audit work and advice, to our accounting firm, Arice, and of course also to Fabienne Feuillade on the IUSSP staff who does an excellent job of maintaining our books, among her other responsibilities.

**Figure 8. IUSSP income and expenditure by category, 2009-2012**





**Table 1. Assets of IUSSP, 2009-2012**

	2009	2010	2011	2012
<b>Change in net assets</b>	<b>265,011</b>	<b>-55,031</b>	<b>-38,959</b>	<b>-116,898</b>
<b>Net assets at beginning of year</b>	<b>1,539,674</b>	<b>1,804,685</b>	<b>1,749,654</b>	<b>1,710,695</b>
<b>Net assets at end of year</b>	<b>1,804,685</b>	<b>1,749,654</b>	<b>1,710,695</b>	<b>1,593,797</b>

The Union is generally in good financial shape with a large amount of reserve capital at our disposal. We have tried to preserve this as far as possible only drawing on it for projects which clearly represent capital investments (such as the website), a policy endorsed by our auditors, because of the dependence the Union has on income streams that are not wholly predictable. Moreover this capital provides us with some income – interest and returns on investments bring in an amount nearly equivalent to membership dues. IUSSP receives external funding for some specific projects and activities (like the distance-based learning) where the grant received matches the cost of the activity. We are also very grateful to UNFPA, The Wellcome Trust, our Korean partners and others who have provided funds enabling researchers from poorer countries to participate in this Conference.

The membership dues IUSSP receives do not cover core costs (principally staff salaries) so we also rely on generous support from some funders, particularly The Hewlett Foundation, INED and the French Département des statistiques, des études et de la documentation (French government), and income from IPC registrations to meet these costs which enable us to maintain our important scientific activities as well as the conference. We are extremely grateful to all these donors and to individual members of the Union who have made donations. In particular we would like to thank INED who also provide office space and access to facilities (including the excellent canteen) for IUSSP staff, as visitors to the IUSSP offices will know.

### **Future funding**

Our current funding model may become difficult in the future, given the global economic downturn, as some of our core funders have already curtailed or indicated they may have to reduce contributions and it may also be difficult to find IPC hosts as generous as our Korean partners in this event. Council has therefore been looking at ways of reducing conference

---

### ***WITH THANKS TO OUR DONORS 2009-2012***

<b>UNFPA</b>
<b>Hewlett Foundation</b>
<b>INED/Ministère de la Recherche - France</b>
<b>–Département des statistiques, des études et de la documentation - DSED (French Government), France</b>
<b>The Wellcome Trust</b>
<b>Netherlands Ministry of Foreign Affairs</b>
<b>PAA</b>
<b>Department For International Development (DFID)</b>
<b>Comité national français de l'UIESP</b>
<b>Université de Strasbourg, France</b>
<b>Individual members</b>

---

costs, for example by using conference hotels or university campuses rather than convention centres and reducing hospitality expenditure. A major expenditure is for translation. Here at Busan costs of one way translation in all sessions have been met through contributions from our Korean hosts, Euro 90,000 from IUSSP Conference reserves, and a fundraising effort led by Council members Véronique Hertrich and Catherine Rollet and other colleagues including Sophie Pennec, to whom we are very grateful. Council will be sending members another survey later this year to solicit views on meeting these costs and it might be useful here to also have some discussion on these issues which undoubtedly will be an important item on the agenda for the next Council.

## **Conclusion**

The past four years have seen a tremendous amount of activity all of which has depended on the dedication and hard work of the IUSSP staff who are all highly committed to the Union. This period has been particularly challenging because of the demands of the website work. So many, many thanks to Mary Ellen Zuppan, Paul Monet, Fabienne Feuillade and Philippe Migrenne for their fantastic dedication. Many thanks too to Peggy Gelernter who joined the staff temporarily to help with the conference work.

Emily Grundy  
August 2013.

**Appendix 1 – STATEMENT OF ACTIVITIES AND CHANGE IN NET ASSETS FOR THE YEAR ENDED 31 DECEMBER 2012 (EURO)**

	2009	2010	2011	2012	
<b>REVENUE</b>					<b>PRODUITS</b>
Grants and contracts from funding agencies	664,279	433,582	346,223	812,722	Subventions
Membership dues	123,108	86,140	79,337	67,138	Cotisations
Conference fees	504,770	0	0	0	Droits d'inscription IPC
Publication sales & royalties	594	1,756	1,527	1,721	Vente de livres et royalties
Gifts to Reserve & Development Fund	272	1,030	927	722	Cotisations aux fonds spéciaux et de réserves
Adjustments to provisions	271,407	181,533	206,670	27,016	Reprises de provisions
Other income	10,359	203	605	1	Autres produits
Foreign exchange and other financial and exceptional gain	20,804	96,295	108,261	107,273	Gain de change et autres produits financiers et exceptionnels
<b>Total revenue</b>	<b>1,595,594</b>	<b>800,538</b>	<b>743,549</b>	<b>1,016,593</b>	<b>Total de produits</b>
<b>EXPENSES</b>					<b>CHARGES</b>
Wages and salaries	220,911	200,924	202,785	173,501	Salaires et traitements
Social security charges	97,625	89,373	88,523	77,241	Charges sociales
Taxes on salaries	29,780	27,102	21,221	17,203	Impôts, taxes et versements assimilés
Scientific meetings and training activities	608,909	151,689	280,307	458,805	Réunions scientifiques et activités de formation
Membership subsidy Program	9,415	3,870	0	0	Programme de subvention des cotisations aux membres
Conference fees International Population Conference	10,985	0	0	0	Prise en charge droits d'inscription Congrès International de la Population
Dissemination, publication, website	42,807	44,215	83,382	132,710	Publications et site Internet
Governance and Management expenditures	45,665	34,235	20,981	27,503	Dépenses liées à la gouvernance
Accounting and audit fees	20,153	19,361	18,406	18,665	Dépenses liées à la comptabilité (Expert-comptable et commissaires aux comptes)
Office furnishings and supplies	2,944	3,579	2,112	1,104	Fournitures de bureau
Depreciation on assets & provisions	2,269	3,568	26,050	13,953	Dotations aux amortissements & aux provisions
Other office expenditures	26,024	23,879	17,223	17,984	Autres dépenses
Foreign exchange loss and other financial and exceptional expenses	31,563	47,058	14,069	56,214	Perte de change et autres charges financières et exceptionnelles
New dedicated funds for scientific activities	181,533	206,670	4,953	136,076	Dotations aux fonds dédiés pour activités scientifiques
Corporation income tax	0	46	2,495	2,531	Impôt sur les sociétés
<b>Total expenses</b>	<b>1,330,583</b>	<b>855,569</b>	<b>782,507</b>	<b>1,133,491</b>	<b>Total de charges</b>
<b>Change in net assets</b>	<b>265,011</b>	<b>-55,031</b>	<b>-38,959</b>	<b>-116,898</b>	<b>Resultat de l'exercice</b>
<b>Net assets at beginning of year</b>	<b>1,539,674</b>	<b>1,804,685</b>	<b>1,749,654</b>	<b>1,710,695</b>	<b>Fonds associatifs au début de l'exercice</b>
<b>Net assets at end of year</b>	<b>1,804,685</b>	<b>1,749,654</b>	<b>1,710,695</b>	<b>1,593,797</b>	<b>Fonds associatifs à la fin de l'exercice</b>